








## AN1068 - How to reset a Switch2

### How to reset a Switch2

-  Disconnect the power and disconnect the wires from the **Green** and **Mauve** terminals
-  Insert a wire link between the **Green** and **Mauve** terminals
-  Reconnect the power (the unit will beep 4 times)
-  Disconnect the power and remove the link wire, reconnect the **Green** and **Mauve** wires
-  Reconnect the power (the unit will beep 3 times per second). The unit is ready to be enrolled

Switch2