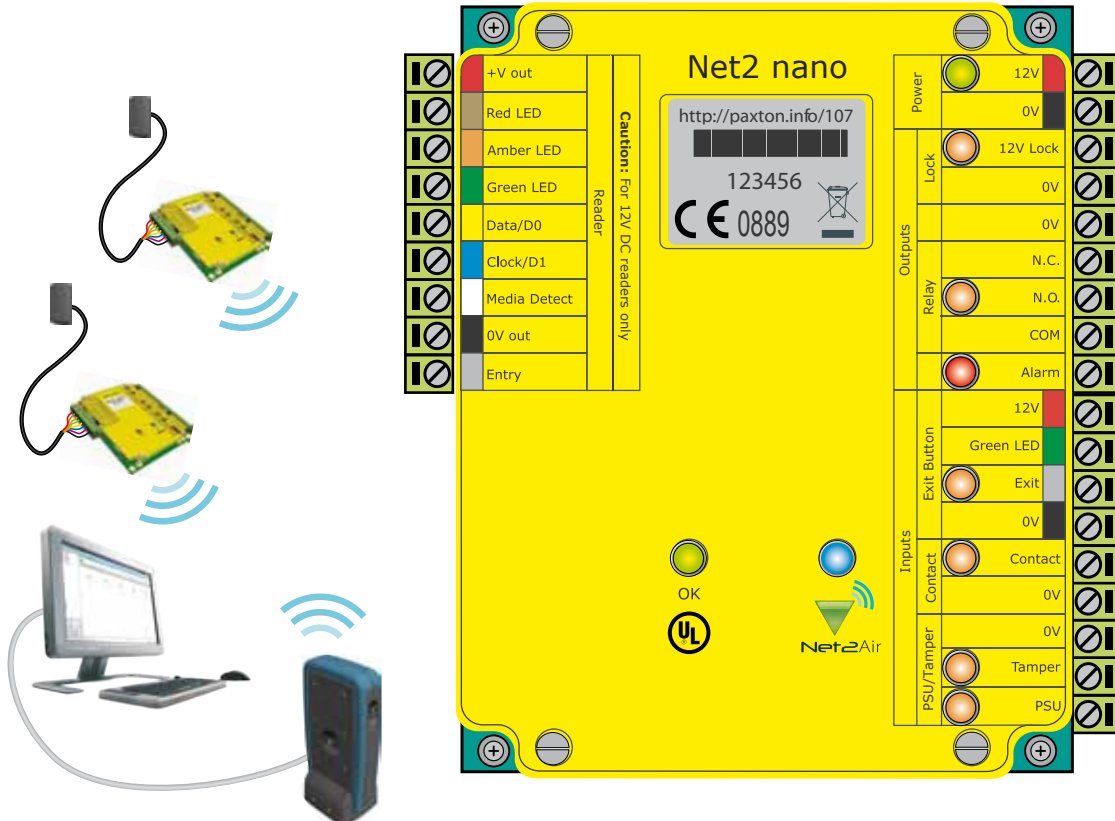


Net2 nano



An easy to install access control unit using secure wireless communications



What is it?

Net2 is a PC based security system for controlling access through doors. Net2 allows users to be given access to particular areas at certain times. Because the system is networked, all administration can be done from a central point.

Net2 nano is one of a range of three Net2 control units. It communicates with Net2 software at a central point by a secure, low power radio link. This means that your installation is more cost effective and less disruptive as no cable is required to communicate between doors. In addition, Net2 nano benefits from unique ease of installation and configuration - no knowledge of networks is required.

One Net2 nano controls a single door, gate or barrier. It may be installed as part of a Net2 installation alongside other Net2 nano,

Net2 plus or Net2 classic access control units.

Simply connect a Net2Air USB bridge to the central Net2 server PC and the Net2 software will discover and communicate with Net2 nano control units within range. A secure pairing procedure ensures that communications are private and restricted to the site. If there is an existing TCP/IP Ethernet network, a Net2Air Ethernet bridge may be used to extend the communication distance from the central server PC.

As with all Net2 control units, Net2 nano is designed to work seamlessly in the event of communications failure. It will continue to permit or deny access to users as appropriate. Once communications are re-established the activity is reported back to the PC.

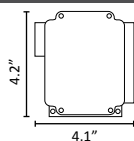
Specifications

Features	
Total users	10,000
Total doors	Max 200
Doors per Access Control Unit (ACU)	1
ACU's per bridge	Recommended maximum 10
Number of tokens	10,000
Number of PIN's	10,000
PIN length	4
Number of codes	50
Code length	4 - 8
Number of time zones	64
Number of time slots	2,000
Number of access levels	250
Stored events per ACU	4,096
Data retention during a total power loss	60 days
Clock and data	Yes
Door open time	Min 1 sec - Max 999,999 sec
Reader ports per ACU	1
Readers/Keypads per ACU	2 - check current draw on individual readers
Total ACU reader port output current	500 mA
Software required	Net2 v4.14 and above
Documentation	
More information	http://paxton.info/1298
Installation instructions	http://paxton.info/1458
Specifications	http://paxton.info/1528
Approvals	
Approvals	UL 294, FCC, CE

Communication	
ACU's per Net2Air USB bridge	Recommended maximum 10
ACU's per Net2Air Ethernet bridge	Recommended maximum 10
Net2Air USB bridges per system	Min 0 - Max 1
Net2Air Ethernet bridges per system	Min 0 - Max 100
Net2Air wireless range to ACU	Max 30yds. Site survey required*
Ethernet network speed	10 Mbit/s - 100 Mbit/s auto MDIX
Ethernet bandwidth requirement	100 kbit/s
Hardware	
12V DC lock output	Max 1.1 Amp
Supply voltage	Min 11V DC - Max 14.5V DC
Supply current	120 mA
Relay switchable voltage	24V DC
Relay switchable current	2 A
Alarm output current	1 A
Operating temperature - battery limits	Min 32°F - Max +131°F
Reader cable type	Belden CR9540
Other hardware features	
Volt free control relay	
Input for tamper	
Input for exit button	
Input for PSU fail	
Input for door contact	
Alarm output	
Integrated lock diodes	

* Surveying your site is easy using the Net2Air site surveyor kit. Visit <http://paxton.info/1338> for information on this essential tool.

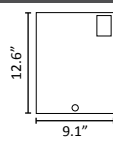

Net2 nano 1 door access control unit



Sales code 654-943-US

More information <http://paxton.info/1298>

Net2 nano with 2A PSU in plastic cabinet



Sales code 654-772-US

More information <http://paxton.info/1298>