

# Connecting a Avutec Module-X ANPR camera to Net2

## Overview

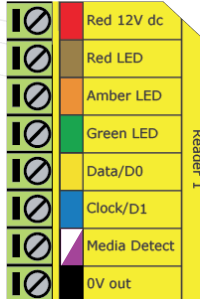
The Avutec Module-X is an all-in-one license plate camera, including embedded software, analyzer and IR illuminator. With a range of action of 2 to 5 meters, the advanced camera ensures a smooth recognition of vehicles.

The ANPR reader has two 2m data cables. One connects to the reader terminal of the Net2 plus and the other has an RJ45 connector which may be used to connect the camera to a network POE+ switch to view the camera output and other settings. The camera needs to be configured to use the Wiegand output. A PC connection with the camera is not required during normal use.

The camera has a built in Wiegand interface to connect it to a Net2 plus doorcontroller. The Avutec Gatekeeper needs to be connected through Wiegand to the ACU using the wiring diagram below.



Cable Pinout	ACU terminal
-	+12V
-	Red LED
-	Amber LED
-	Green LED
2 / White/red	Wiegand D0
5 / Red	Wiegand D1
-	NOT USED
7 / Brown	0V



Ensure any unused wires are safely terminated.

Ensure any unused wires are safely terminated

The camera needs to be powered by a separate 24V DC power supply or Power over Ethernet + (POE+ 802.3at). It cannot be connected to the reader output terminals of the Net2 controller due to its high power consumption.

The ANPR integration in Net2 currently utilizes ASCII with a limitation of 11 characters. Some regions such as the US, Germany, & Benelux utilize special characters such as dashes & umlauts that are not currently supported.

In Net2 you need to set the following settings on the doorcontroller:

**The reader type in Net2 should be set to: ANPR 26 bit Wiegand reader.**

**The token data format in Net2 should be set to : ANPR 26 bit Wiegand.**


For correct placement and installation of the Avutec Module-X ANPR please follow the installation guide.



 +44 (0)1273 811011  
✉ support@paxton.co.uk  
📞 paxton.support


 +49 (0) 251 2080 6900  
✉ support@paxton-gmbh.de  
📞 paxton.gmbh.support


 +33 (0)157 329356  
✉ support@paxtonaccess.fr  
📞 paxton.support

 +32 (0)78485147  
✉ support@paxton-benelux.com  
📞 paxton.benelux.support


 +31 (0)76 3333 999  
✉ support@paxton-benelux.com  
📞 paxton.benelux.support

 +27 (0)21 4276691  
✉ support@paxtonaccess.co.za  
📞 paxton.support

 +1(800) 672-7298  
✉ supportUS@paxton-access.com  
📞 usapaxton.support

 +11 5715088198  
✉ soporte@paxton-access.com  
📞 paxton.soporte

 +1 (864) 751-3501  
✉ soporte@paxton-access.com  
📞 paxton.soporte

 8000 3570 3783  
✉ support@paxtonaccess.ae  
📞 paxton.support

 +44 (0)1273 811011  
✉ support@paxton.co.uk  
📞 paxton.support