

Using Advanced Permissions

Overview

The Access Level is at the heart of Net2. Each one defines a relationship between the doors and the times when a user has access through them.

On a large site with many users you may need to define a large number of access levels to achieve the specific individual levels required.

Using Advanced Permissions, (requires Net2 v4.24 or later) you can use simple access levels and then combine them to achieve the required level for a user.










This feature requires Net2 Pro software and must be enabled in the features tab of the Net2 Server Configuration Utility.



Access levels

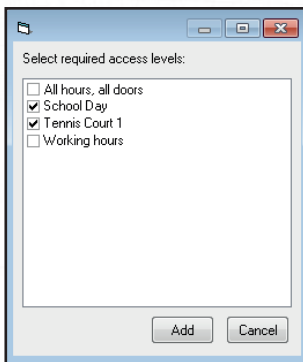
An advanced permission is created by combining two or more access levels. For any specific door definition, only ONE active timezone is permitted. That is to say that all the other access level definitions for that same reader (e.g. Court 1 [In]) must be 'At No Time'. You cannot use 08:00 - 12:00 from one access level and add 14:00 - 18:00 from another.

As an example, we will create an access level for a tennis trainer (Mary May) that works in the school during the normal day but also takes classes in Tennis Court 1 on Monday-Thursday evenings.

School Day	
Door / Area name	Timezone
 Ground Floor - First (In)	08.00 - 18.30 Mon-Fri
 Ground Floor - First (Out)	All day, every day
 Ground Floor - Front Door (In)	08.00 - 18.30 Mon-Fri
 Ground Floor - Front Door (Out)	All day, every day
 Ground Floor - Room 101 (In)	At no time
 Ground Floor - Room 101 (Out)	At no time
 Ground Floor - Room 102 (In)	At no time
 Ground Floor - Room 102 (Out)	At no time
 Court 1 (In)	At no time

Access levels for the School Day and Tennis Court 1 have been created.

Tennis Court 1	
Door / Area name	Timezone
⊘ Ground Floor - First (In)	At no time
⊘ Ground Floor - First (Out)	At no time
⊘ Ground Floor - Front Door (In)	At no time
⊘ Ground Floor - Front Door (Out)	At no time
⊘ Ground Floor - Room 101 (In)	At no time
⊘ Ground Floor - Room 101 (Out)	At no time
⊘ Ground Floor - Room 102 (In)	At no time
⊘ Ground Floor - Room 102 (Out)	At no time
⊙ Court 1 (In)	18.00 - 20.30 Mon-Thurs



Go to the specific user (Mary May) and click the Add button. You can now select the two access levels required and add them to her record.

An access level is now created that gives her access to the school and the tennis court.

May, Mary

First name: Mary
Surname: May
Department: Physical Education
Telephone: _____ Fax: _____
Personnel number: _____
Valid from: 14/05/2012 Expires end: Never expires

Access rights | Tokens | Other details | Memo | Events | Current validity

Access levels

Access Level		
School Day		
Tennis Court 1		

Add Remove

This can be viewed in Mary Mays record under the 'Current Validity' tab. Note that the active definitions from each of the two access levels now replace 'At No Time' settings.

Access rights | Tokens | Other details | Memo | Events | Current validity

Door / Area name	Timezone
⊙ First (In)	08.00 - 18.30 Mon-Fri
⊙ First (Out)	All day, every day
⊙ Front Door (In)	08.00 - 18.30 Mon-Fri
⊙ Front Door (Out)	All day, every day
⊘ Room 101 (In)	At no time
⊘ Room 101 (Out)	At no time
⊘ Room 102 (In)	At no time
⊘ Room 102 (Out)	At no time
⊙ Court 1 (In)	18.00 - 20.30 Mon-Thurs