


# How to connect a lock with an independent power supply

## What the Relay does

Paxton control units use a voltage free relay to control external devices. This will normally be a lock.

It is important to realise that the relay does not connect directly to the ACU power supply. We normally control the lock by looping the 0V feed through N.O. or N.C. terminal and then pick up this switched 0V again at the COM terminal.

With no power supply of its own, the relay becomes just a volt free switch.

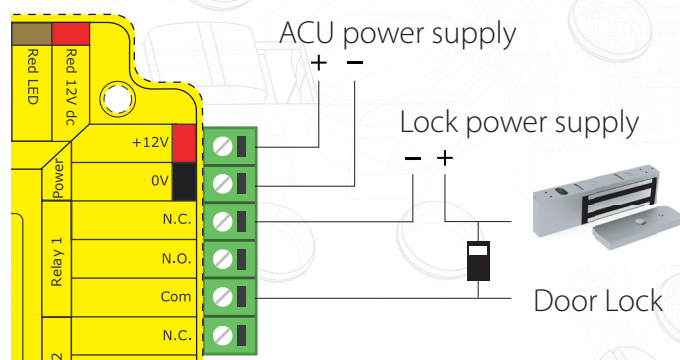


## Controlling a lock with its own power supply

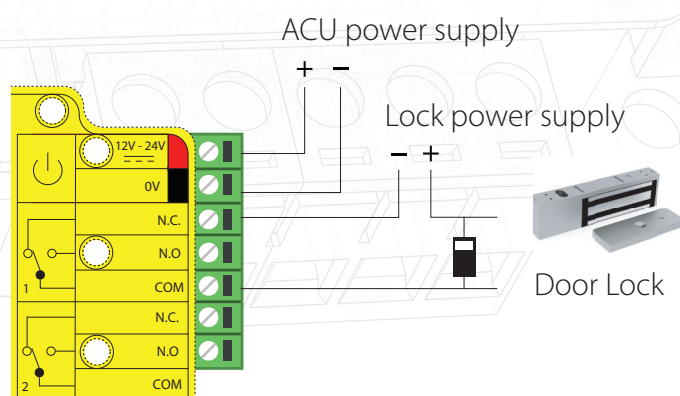
In the same way, any device (e.g. 24V lock) that needs to be controlled via the Paxton relay needs to have the 0V line from its own power supply wired to N.C. or N.O. and the lock wired to COM; the +ve lock voltage is wired directly from the supply to the lock.

A diode should be fitted across the lock feed to protect the relay contacts from any back currents when the lock is de-energised.

### Net2 classic



### Net2 plus



Switch

ACU power supply

Lock power supply

Door Lock

