

Net2 – HID™ Activation

Overview

HID™ is activated via an activation card, purchased separately. The cards are available with either 1, 5 or 10 activations. The activation card will enable HID™ Prox® 125 kHz functionality on any compatible reader it is presented to which will still retain the capability to read Paxton and EM tokens.

Sales codes

HID™ Prox® 125 kHz activation card sales codes:

- 125-001 (-D, -EX, -F, -NL, -US) – 1 Licence activation
- 125-005 (-D, -EX, -F, -NL) – 5 Licence activation
- 125-010 (-D, -EX, -F, -NL) – 10 Licence activation

HID Activation - Reader

To enable HID™ Prox® 125 kHz, simply present your activation card to the reader you wish to activate. The readers LED's will advise you of the success of the activation by displaying a **green** LED.

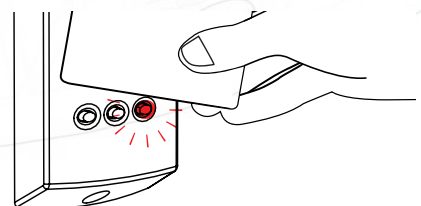

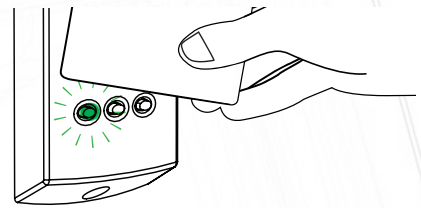
Once the reader has indicated a successful activation, HID™ Prox® 125 kHz cards can then be added to the system via the desktop reader and used around the site.

Remaining activations

When presented to a HID™ activated reader, the reader will advise you of how many activations you have left by flashing the **amber** LED for the number of remaining activations.

When presented to an inactivated HID™ reader and if the activation card has used all the licences available, the reader will emit a **red** LED to indicate the card is empty and another activation card should be purchased.

When presented to an activated HID™ reader, If the activation card has used all the licenses, the reader will emit a bleep only with no LED indications.



HID Activation - Net2 Entry (Second Generation only)

When the HID™ activation card is presented, the screen will display an HID™ logo along with a check mark (see right) to indicate the acceptance.

Subsequently, the Net2 Entry panel will beep to indicate the number of licences remaining on the activation card which was present

