

# Bio - X Reader

## Overview

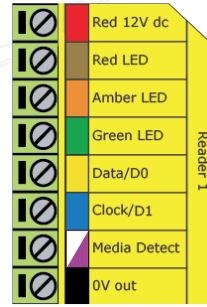
Bio-X reader was tested using our market leading Net2 Plus controller with our Net2 software using a 32 bit Wiegand configuration. The reader was set as a Wiegand Reader in Net2 using the custom Wiegand token data format supplied with the software.

The reader emits a constant Blue LED, when a valid token is presented to the reader, the reader will display a Green LED should the user be granted access.

The wiring configuration between the Net2 Plus controller and the reader is as follows:



Cable Pinout	ACU terminal
Red	+12V
NOT USED	Red LED
Amber	Amber LED
NOT USED	Green LED
Green	Wiegand D0
White	Wiegand D1
NOT USED	NOT USED
White	0V




Ensure any unused wires are safely terminated.

 +44 (0)1273 811011  
 ✉ support@paxton.co.uk  
 📞 paxton.support


 +49 (0) 251 2080 6900  
 ✉ support@paxton-gmbh.de  
 📞 paxton.gmbh.support


 +33 (0)157 329356  
 ✉ support@paxtonaccess.fr  
 📞 paxton.support

 +32 (0)78485147  
 ✉ support@paxton-benelux.com  
 📞 paxton.benelux.support


 +31 (0)76 3333 999  
 ✉ support@paxton-benelux.com  
 📞 paxton.benelux.support


 +27 (0)21 4276691  
 ✉ support@paxtonaccess.co.za  
 📞 paxton.support

 +1 (800) 672-7298  
 ✉ supportUS@paxton-access.com  
 📞 usapaxton.support

 +11 5715088198  
 ✉ soporte@paxton-access.com  
 📞 paxton.soporte

 +1 (864) 751-3501  
 ✉ soporte@paxton-access.com  
 📞 paxton.soporte

 8000 3570 3783  
 ✉ support@paxtonaccess.ae  
 📞 paxton.support

 +44 (0)1273 811011  
 ✉ support@paxton.co.uk  
 📞 paxton.support