

Entry - Monitor

System specifications

Power over Ethernet (PoE)	Yes - IEEE 802.3af class 0
Ethernet bandwidth requirement	1Mb/s multicast per panel during call
Monitors per system	1000
TCP/IP ethernet extension limit	100m/328ft
Cable type	CAT5
Call log events	20

Other hardware features

Audio system	Two way
LED touch screen	Full colour
Selectable ringtones	Yes
Do Not Disturb function	Yes
Built in help menu	Yes
'View video' mode	Yes
Door bell input	Yes

Environment

Operating Temperature	-0°C - +45°C +32°F - +113°F
Moisture resistance	No
Vandal Resistance	Medium

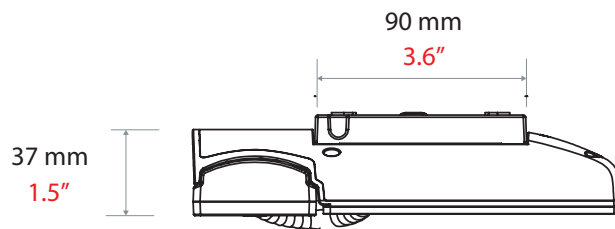
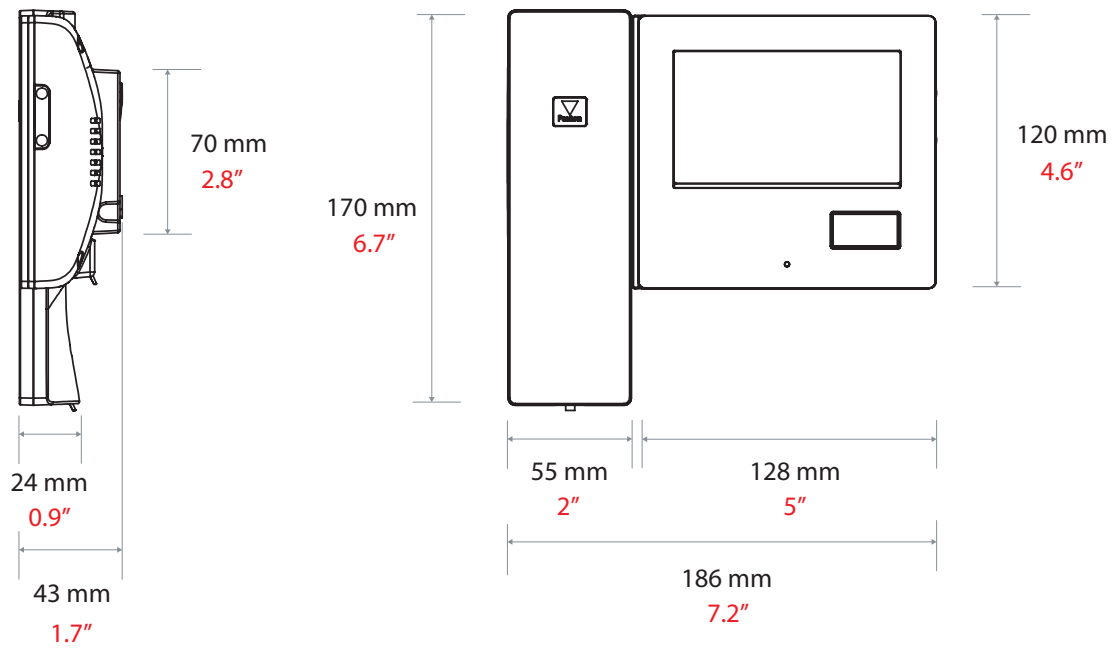
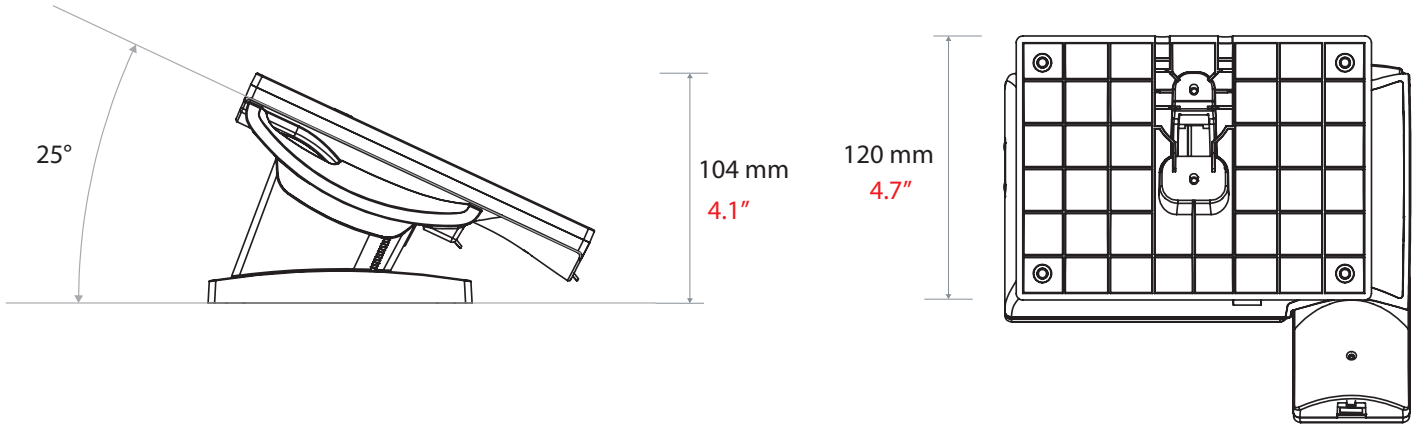


Entry is a door entry system that works standalone, alongside Paxton's Net2 access control, combining door entry with key features of Net2 or as part of our access control and video management solution, Paxton10.

Entry consists of 3 components that auto-detect on set up; external panel, interior monitor and door control unit. Entry is a plug and play solution that comes with a range of panel options and is suitable for a wide variety of sites.

The Entry monitor comes in a smart and simple design to suit a range of interiors, and can be wall or desk mounted. Entry components simply interconnect using Cat5 or standard RJ45 terminated patch cables.

Entry can also utilise existing network infrastructure for simple installation. PoE technology runs power and data along the same cable to avoid the need for separate power supplies. A visitor initiates a video call via the bell button on the external panel. Visitor access can be granted via the Entry monitor, which features an intuitive touchscreen user interface. The internal monitor can be used via either the handset for private calls or in hands free mode.



Entry - Monitor 337-286-EX

Entry - Monitor desk mount stand 337-847-EX

