

Connecting an Indala 20112-005 Reader to Net2

Overview

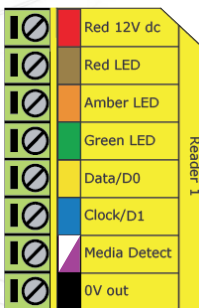
Format: This reader will only read 10022 Indala Format 26-bit encoded Proximity cards. Other 26 bit cards may be read but will produce the wrong number.

FlexSmart Slim proximity readers. FlexSmart Arch and Wave readers mount on any North American standard electrical gang box or any flat surface.

Data supplied by Advanced Access Ltd. Further information is available at: <http://www.advanced-access.co.uk/>



Cable Pinout	ACU terminal
Red	+12V
-	Red LED
-	Amber LED
Brown	Green LED
Green	Wiegand D0
White	Wiegand D1
-	NOT USED
Black	0V



Ensure any unused wires are safely terminated.


To configure the LED setting, open the Net2 server configuration utility and on the 'General' tab, check the 'Display reader LED's in OEM style' box.

If the option is not available, please contact Technical support for further advice.

 +44 (0)1273 811011
 support@paxton.co.uk
 paxton.support


 +49 (0) 251 2080 6900
 support@paxton-gmbh.de
 paxton.gmbh.support


 +33 (0)157 329356
 support@paxtonaccess.fr
 paxton.support

 +32 (0)78485147
 support@paxton-benelux.com
 paxton.benelux.support


 +31 (0)76 3333 999
 support@paxton-benelux.com
 paxton.benelux.support

 +27 (0)21 4276691
 support@paxtonaccess.co.za
 paxton.support

 +1(800) 672-7298
 supportUS@paxton-access.com
 usapaxton.support

 +11 5715088198
 soporte@paxton-access.com
 paxton.soporte

 +1 (864) 751-3501
 soporte@paxton-access.com
 paxton.soporte

 8000 3570 3783
 support@paxtonaccess.ae
 paxton.support

 +44 (0)1273 811011
 support@paxton.co.uk
 paxton.support