

# Connecting a STid ARC-A to Net2

## Overview

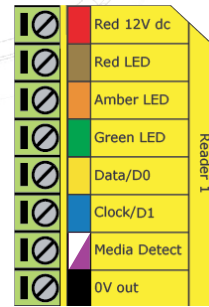


The reader was tested with various user cards and produced a 26 bit Wiegand 3 digit site code and a 5 digit card number. These numbers were consistent with the information printed on the cards.

Type of cards/fobs: DESFire EV1, Wiegand 26 Bit and Architect.

Paxton advise checking for the correct site code with the Wiegand filter to provide a higher level of security. To determine how this may be done see: AN1010 - Configuring custom Wiegand formats < <http://paxton.info/990> >

Cable Pinout	ACU terminal
12v	+12V
-	Red LED
-	Amber LED
-	Green LED
D0	Wiegand D0
D1	Wiegand D1
-	NOT USED
0v	0V



Ensure any unused wires are safely terminated.

The reader requires the ACU to control the LED's.

To configure the ACU LED setting, open the Net2 server configuration utility and on the 'General' tab, check the 'Display reader LED's in OEM style' box.


If the option is not available, please contact Technical support for further advice.

 +44 (0)1273 811011  
 support@paxton.co.uk  
 paxton.support


 +49 (0) 251 2080 6900  
 support@paxton-gmbh.de  
 paxton.gmbh.support


 +33 (0)157 329356  
 support@paxtonaccess.fr  
 paxton.support

 +32 (0)78485147  
 support@paxton-benelux.com  
 paxton.benelux.support


 +31 (0)76 3333 999  
 support@paxton-benelux.com  
 paxton.benelux.support

 +27 (0)21 4276691  
 support@paxtonaccess.co.za  
 paxton.support

 +1(800) 672-7298  
 supportUS@paxton-access.com  
 usapaxton.support

 +11 5715088198  
 soporte@paxton-access.com  
 paxton.soporte

 +1 (864) 751-3501  
 soporte@paxton-access.com  
 paxton.soporte

 8000 3570 3783  
 support@paxtonaccess.ae  
 paxton.support

 +44 (0)1273 811011  
 support@paxton.co.uk  
 paxton.support