

# How to connect a TDSi Mifare Mullion reader 50002-0040u

## Overview

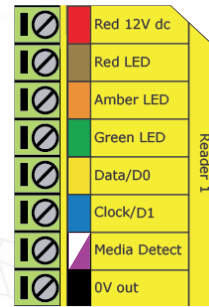
The reader was tested using our Net2 software v5.04.69.18 using Paxton Mifare ISO cards.

The reader emits a red LED, When a valid token is presented, the reader will beep and display a flashing Red LED should the user be granted access.

DTR reads: 21095403, 42306283, 9240811. TDSI Reader reads: 47479523, 47701203, 47822931



Cable Pinout	ACU terminal
1, Red	+12V
7, Blue	Red LED
n/a	Amber LED
n/a	Green LED
3, Yellow	Wiegand D0
4, White	Wiegand D1
n/a	NOT USED
2, Black	0V




Ensure any unused wires are safely terminated.

For more information please see manufacturers website: <http://www.tdsi.co.uk>


 +44 (0)1273 811011  
 ✉ support@paxton.co.uk  
 📞 paxton.support


 +49 (0) 251 2080 6900  
 ✉ support@paxton-gmbh.de  
 📞 paxton.gmbh.support


 +33 (0)157 329356  
 ✉ support@paxtonaccess.fr  
 📞 paxton.support


 +32 (0)78485147  
 ✉ support@paxton-benelux.com  
 📞 paxton.benelux.support


 +31 (0)76 3333 999  
 ✉ support@paxton-benelux.com  
 📞 paxton.benelux.support

 +27 (0)21 4276691  
 ✉ support@paxtonaccess.co.za  
 📞 paxton.support

 +1(800) 672-7298  
 ✉ supportUS@paxton-access.com  
 📞 usapaxton.support

 +11 5715088198  
 ✉ soporte@paxton-access.com  
 📞 paxton.soporte

 +1 (864) 751-3501  
 ✉ soporte@paxton-access.com  
 📞 paxton.soporte

 8000 3570 3783  
 ✉ support@paxtonaccess.ae  
 📞 paxton.support

 +44 (0)1273 811011  
 ✉ support@paxton.co.uk  
 📞 paxton.support