
















-  Paxton10 Door Controller
-  Paxton10 reader
-  Green break glass
-  Lock
-  Exit button
-  Door contact
-  Entry Panel
-  Entry Monitor
-  Entry Monitor
-  T-loop hearing aid system
-  2-wire door bell

-  Mains supply
-  Reader cable – 22AWG, 4 core twisted pair
-  Twin core cable
-  Network cable – RS485

All Entry Monitors and Panels must be on a single subnet.