

Using left over peripherals

Overview

It is common to install an access point and not use all of the connections on the Paxton10 controller, or install an alarm connector for a fire alarm and have the relay and an input left over; this application note explains how you can make use of these spare peripherals to monitor and interact with other devices on your site.

Inputs

Digital inputs can be found on all Paxton10 controllers, Alarm connectors, and I/O connectors (Coming soon). These inputs can be used to monitor fire alarms, window contacts, PIR sensors, or anything that has a digital state.

Connect the device you wish to monitor into any spare input on your system, then create a new Digital input device in Paxton10 using the 'Add new' control in the ribbon. Lastly, go to 'Manage hardware', locate the hardware containing the spare input, click 'View', and then map it to the new device you've just created.

Outputs

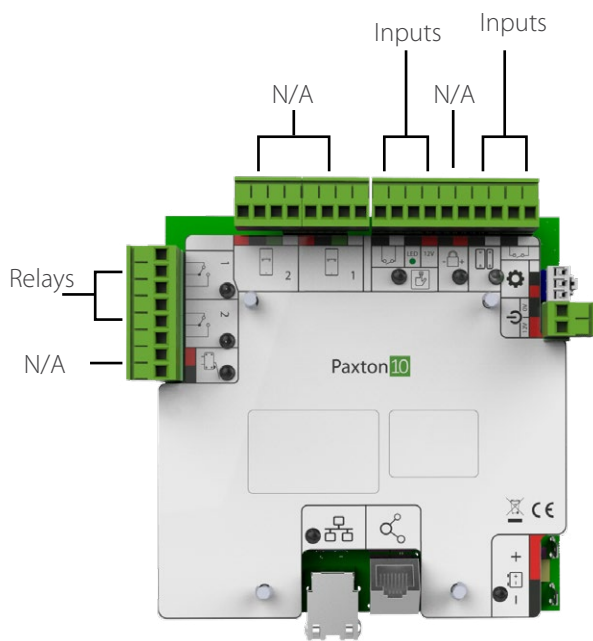
Relay outputs can be found on all Paxton10 controllers, Alarm connectors, and I/O connectors (Coming soon). These relays can be used to control lighting, heating, computers, electric blinds, or many other switchable devices.

Connect the device you wish to control into any spare relay on your system, then create a new Output device in Paxton10 using the 'Add new' control in the ribbon. Lastly, go to 'Manage hardware', locate the hardware containing the spare relay, click 'View', and then map it to the new device you've just created.

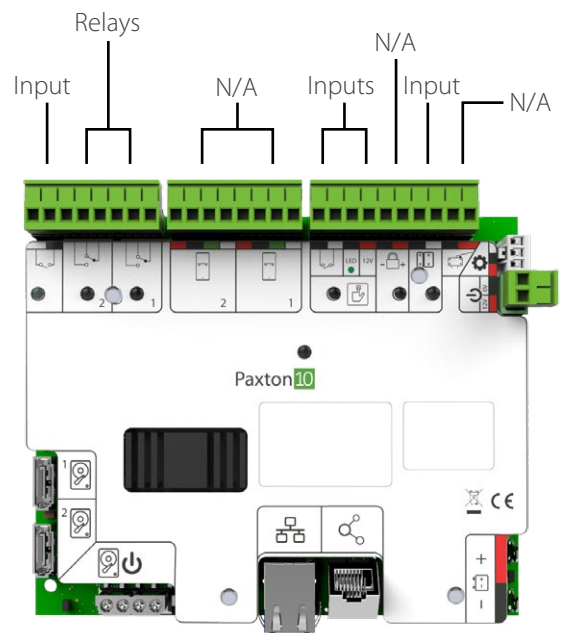
Please ensure that the device does not draw more power than the relay supports.

	Max Voltage	Max Current
Paxton10 Controller	30V	2A
Paxton10 Alarm Connector	12V	1A

Paxton10 Controllers

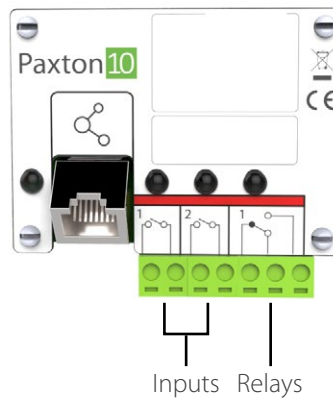


Paxton10 Door controller



Paxton10 Video controller

Paxton10 Alarm connector



Frequently asked questions

Why is my device greyed out or not available when trying to map it to hardware?

Each device type in Paxton10 has specific peripheral types that it can be mapped to. For example, an Output device can be mapped to a single relay output, and a video recorder device can be mapped to a single Paxton10 Video Controller. When mapping hardware, only the devices that can be mapped to the component will be available.

Can I map more than one input/output to a device?

Access points and Intruder alarms are the only devices that can have multiple inputs and outputs. An Output device can only switch a single relay, and a Digital input device can only monitor a single input. To control multiple relays or monitor multiple inputs, use a Triggers and Actions rule.