



INS-01052



The following warnings and instructions MUST be adhered to. Read the instructions before installing and powering the equipment. Keep the instructions in a safe place for future reference.

INSTALLATION - Only qualified and trained personnel, familiar with this type of product and who fully understand these instructions should install, connect or test this equipment. There are no user serviceable parts within the PSU unit.

- The equipment is intended for indoor use only in dry locations. This is a Class A product. In a domestic environment this product may cause radio interference in which case the user may be required to take adequate measures.

- The installation must meet National Wiring Regulations and IEC62368-1 standards.

- Disconnect Devices: A readily accessible disconnect device shall be incorporated in the building wiring to include an appropriately rated circuit breaker to disconnect both poles with at least a 3.0 mm contact gap. After switch off, all internal capacitors will discharge to safe levels within 60 seconds under normal conditions. Under fault conditions, charge may be held for much longer and suitable precautions should be taken before handling the unit.

- If fitted, disconnect battery to fully isolate the unit.

- Protection device: The fusing characteristics of the protection device to be used are T3,15AH250V

Safety instructions for model 010-751

- The product is compliant with the following directives:
 - The Low Voltage (LVD) Directive
 - The Electro-Magnetic Compatibility (EMC) Directive
 - The Restriction of Hazardous Substances (RoHS) Directive

The declaration of conformity is available on request. Contact details are provided at: <http://paxton.info/596>
 These products are not suitable for retail sale. All warranties are invalid if these products are not installed by a competent person.

SAFETY WARNING


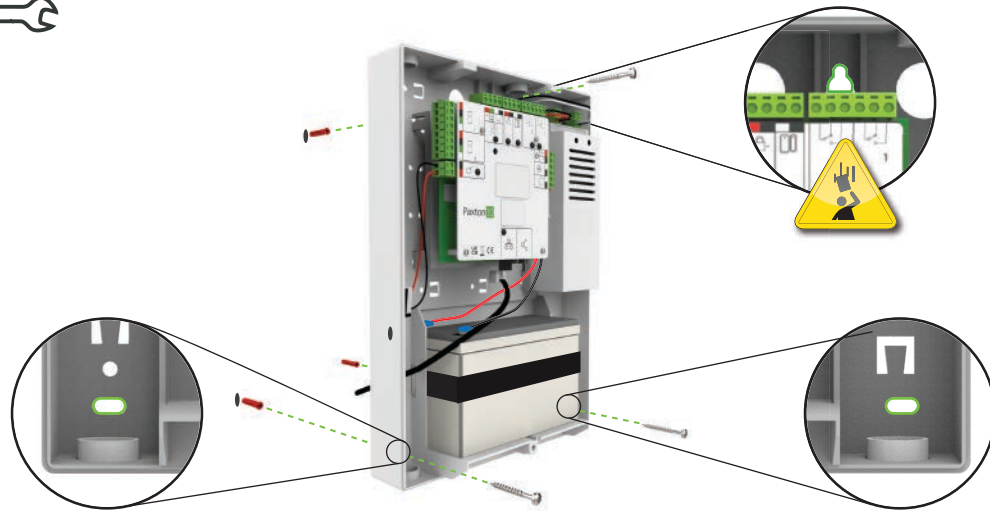
RISK OF EXPLOSION IF BATTERY IS REPLACED BY AN INCORRECT TYPE. 1.2V DC 7AH LEAD ACID BATTERY.

DISPOSE OF USED BATTERIES ACCORDING TO THE INSTRUCTIONS.

Note: For full compliance statements please refer to the enclosed instruction ins-01029

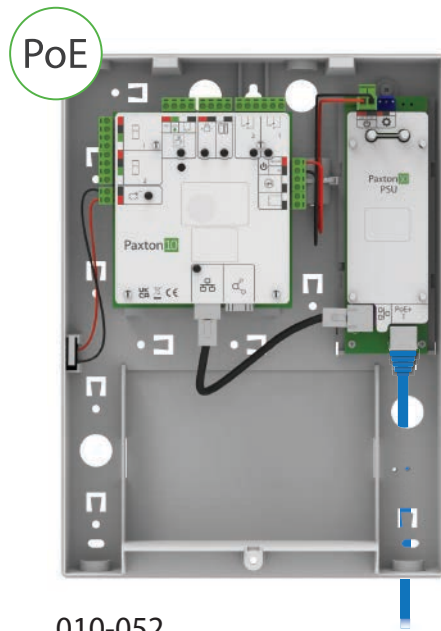


 ☎ +44 (0)1273 811011 ✉ support@paxton.co.uk 📍 paxton.support	 ☎ 877.438.7298 ✉ supportUS@paxton-access.com 📍 usapaxton.support	 ☎ +49 211 8694 2200 ✉ verkauf@paxton-gmbh.de 📍 paxton.gmbh.support	 ☎ +31 (0)76 3333 999 ✉ support@paxton-benelux.com 📍 paxton.benelux.support
 ☎ +32 (0) 78485147 ✉ support@paxton-benelux.com 📍 paxton.benelux.support	 ☎ +33 (0)1 57 32 93 56 ✉ support@paxtonaccess.fr 📍 paxton.support	 ☎ +27 (0) 21 4276691 ✉ support@paxtonaccess.co.za 📍 paxton.support	 ☎ 8000 3570 3783 ✉ support@paxtonaccess.ae 📍 paxton.support
 ☎ +52 55 5351 3667 ✉ soporte@paxton-access.com 📍 paxton.soporte	 ☎ +57 1508 8198 ✉ soporte@paxton-access.com 📍 paxton.soporte	 ☎ +44 (0)1273 811011 ✉ support@paxton.co.uk 📍 paxton.support	

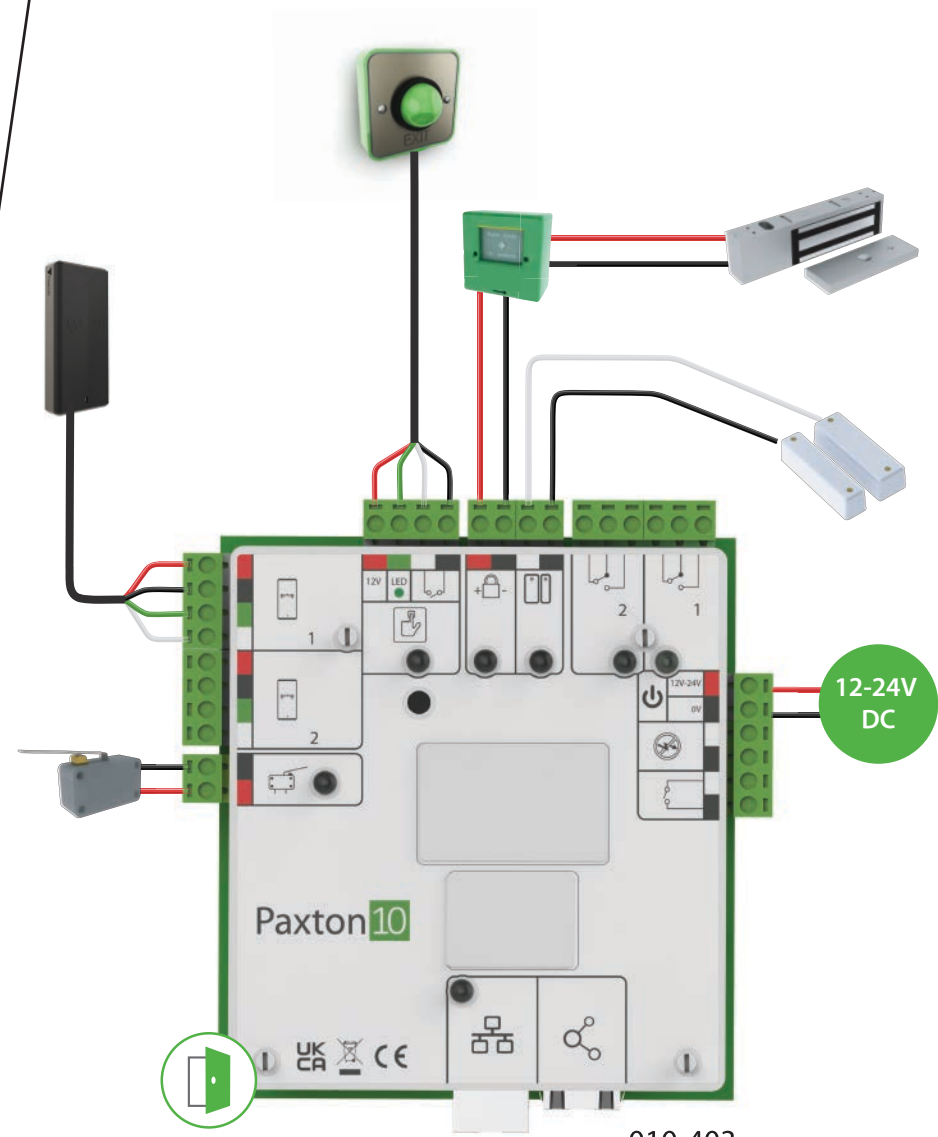


010-751

T3.15AH250V



010-052



010-403